

Wilden PX8002" (50.8 mm) Advanced Plastic Pump

FLOW RATE TO 693 LPM (183 GPM)
MAX PRESSURE = 8.6 BAR (125 PSI)

WETTED HOUSINGS

(Water Chambers and Manifolds)

Material Ship Wt

Polypropylene 33 Kg (70 lbs)

PVDF 45 kg (99 lbs)

NON-WETTED HOUSINGS

Description Material

Center Block Polypropylene

Air Chambers Polypropylene

Air Valve Polypropylene

MAXIMUM SUCTION LIFT CAPABILITY

6.1 m Dry (20.4')

MAXIMUM DIAMETER SOLIDS

6.55 mm 1/4"

ELASTOMER OPTIONS

Material Temperature Limits

Buna-N[®] -12.2 (+10) to +65.6 (+150) °C (F°)

Neoprene -17.8 (+0) to +93.3 (+200) °C (F°)

Nordel[®] -51.1 (-60) to +137.8 (+280) °C (F°)

Polyurethane -12.2 (+10) to +65.6 (+150) °C (F°)

Saniflex[™] -28.9 (+20) to +104.4 (+220) °C (F°)

Teflon[®] PTFE +4.4 (+40) to +104.4 (+220) °C (F°)

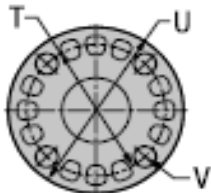
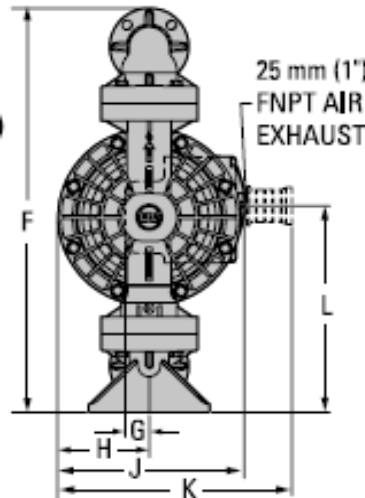
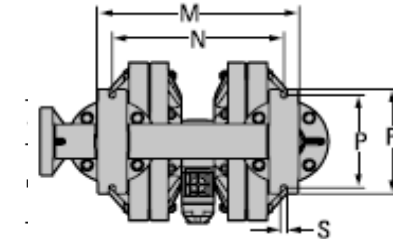
Viton[®] -40 (-40) to +176.7 (+350) °C (F°)

Wil-Flex[™] -40 (-40) to +107.2 (+225) °C (F°)

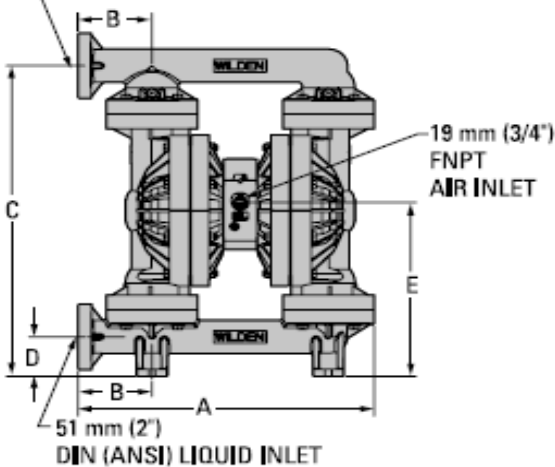


DIMENSIONS

ITEM	METRIC (mm)	STANDARD (inch)
A	605	23.8
B	150	5.9
C	729	28.7
D	91	3.6
E	406	16.0
F	805	31.7
G	48	1.9
H	178	7.0
J	356	14.0
K	452	17.8
L	414	16.3
M	424	16.7
N	361	14.2
P	208	8.2
R	234	9.2
S	15	0.6
DIN FLANGE		
T	125 DIA.	4.9 DIA.
U	165 DIA.	6.5 DIA.
V	18 DIA.	.7 DIA.
ANSI FLANGE		
T	122 DIA.	4.8 DIA.
U	154 DIA.	6.0 DIA.
V	20 DIA.	.8 DIA.

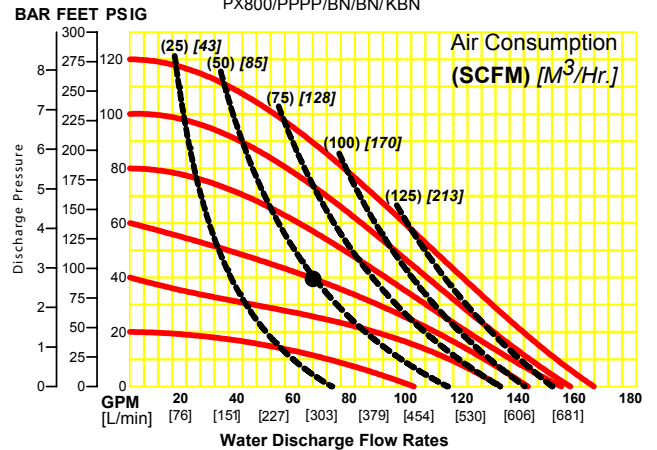


51 mm (2")
DIN (ANSI) LIQUID DISCHARGE



PX800 Advanced[™] Plastic Rubber Fitted

PX800/PPPP/BN/BN/KN



PX800 Advanced[™] Plastic PTFE Fitted

PX800/PPPT/TF/KTV

