

POWERFUL SOLUTIONS

Wilden's high pressure product line was designed to reliably transfer viscous, solid-laden slurries at high head pressures. These air-operated, diaphragm pumps are available with simplex or duplex technology to generate 17.2 bar (250 psig). The simplex creates a 2:1 pressure ratio while the duplex creates a 3:1 pressure ratio. Wilden high pressure pumps do not require costly external boosters or amplifiers to achieve this pressure output. Our powerful solutions will create profitable results in your application. Put us to the test.

- Variable Speed
- Intrinsically Safe
- Dead-head Capability
- Flows to 363.4 lpm (96 gpm)
- Pressures to 17.2 bar (250 psig)

WILDEN[®]
A DOVER COMPANY

H400S

- 38 mm (1-1/2") flanged porting (ANSI & DIN)
- Aluminum with Wil-Flex™ diaphragms
- Pro-Flo V™ air distribution system

The Technology


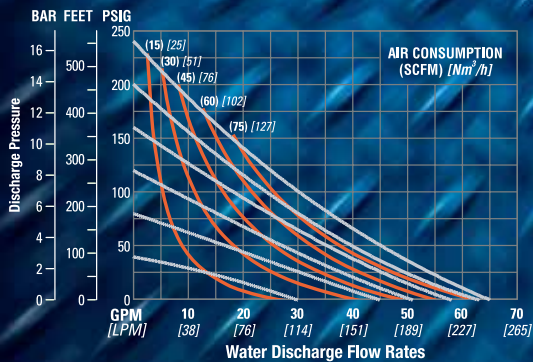
- Positive displacement, Simplex type
- 2:1 liquid discharge pressure to air inlet pressure ratio
- Only one liquid chamber is used to pump fluid, the other is used as a pressure amplification chamber

Performance

- Flow rate: 242 lpm (64 gpm)
- Max. liquid discharge pressure: 17.2 bar (250 psig)
- Max. air inlet pressure: 8.6 bar (125 psig)
- Max. Size Solids: 8.0 mm (5/16")
- Max. Suction Lift: 3.1 m (10.1')

Specifications

- Height: 605 mm (23.8")
- Width: 345 mm (13.6")
- Depth: 310 mm (12.2")



H800

- 51 mm (2") flanged porting (ANSI/DIN)
- 316 Stainless Steel or Ductile Iron with Wil-Flex™ diaphragms
- H800 air distribution system

The Technology

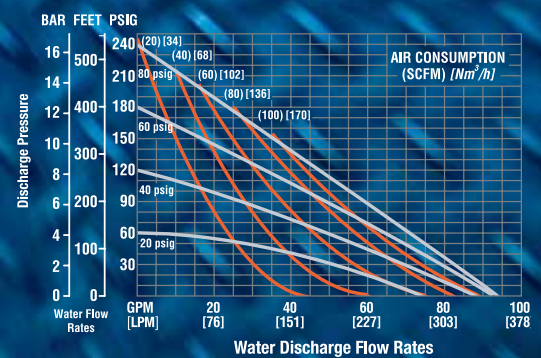
- Positive displacement, Duplex type
- 3:1 liquid discharge pressure to air inlet pressure ratio
- Both liquid chambers are used to pump fluid
- Air is routed behind the diaphragm and an internal amplifier piston
- The sum of these surface areas is 3 times that of the diaphragm

Performance

- Flow rate: 359 lpm (95 gpm)
- Max. liquid discharge pressure: 17.2 bar (250 psig)
- Max. air inlet pressure: 5.9 bar (85 psig)
- Max. Size Solids: 12.7 mm (1/2")
- Max. Suction Lift: 3.6 m (12.0')

Specifications

- Height: 760 mm (29.9")
- Width: 493 mm (19.4")
- Depth: 541 mm (21.3")



WILDEN[®]
A DOVER COMPANY

22069 VAN BUREN STREET • GRAND TERRACE, CA 92313-5607
(909) 422-1730 • FAX (909) 783-3440
www.wildenpump.com

Your local authorized distributor: